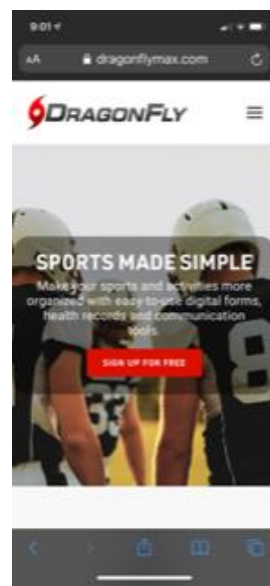
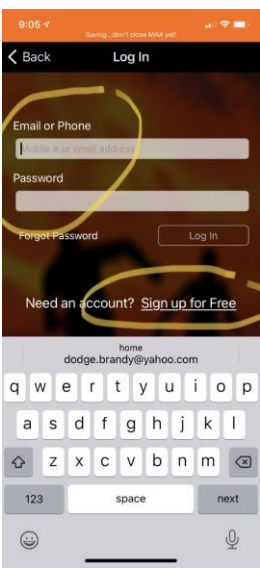


For new Dragonfly users, it is recommended to download the free app to complete the school required documents for sports participation at Lakeside High School. Go to the App store and search for Dragonfly Max.

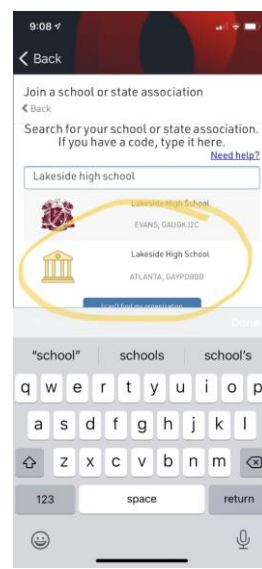


There is also a free version if you prefer to use your home computer or laptop. Go to www.dragonflymax.com

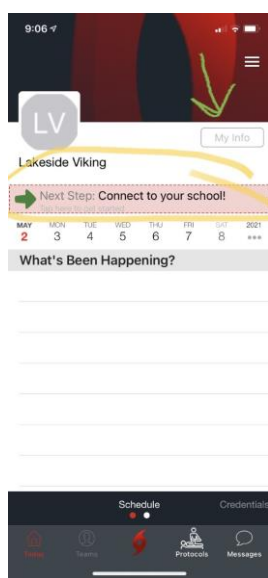
Select Sign up for free and follow the prompts. Be sure to select the correct Lakeside High School, located in Atlanta GA.



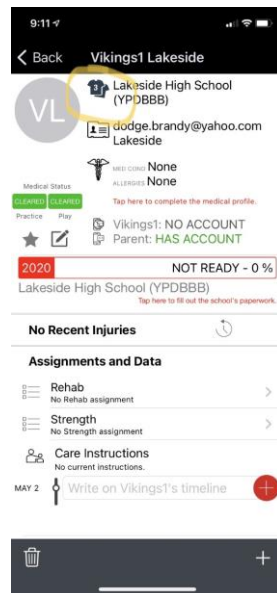
Once you have downloaded the app, select sign up for free. For returning parents and players that already have an account, sign in. If you do not remember your password, please do not create a new account, select forgot password. If duplicate accounts are created, I am unable to transfer information from the old account to the new account,



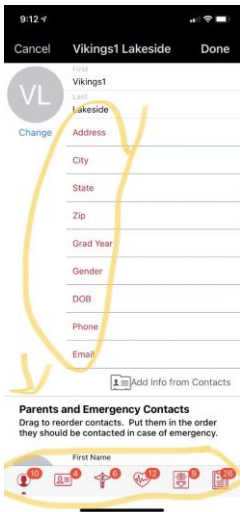
New users will need to select the school you will be attending. Be sure to select the correct Lakeside High School, located in Atlanta GA. The school code will end in YPDBBB.



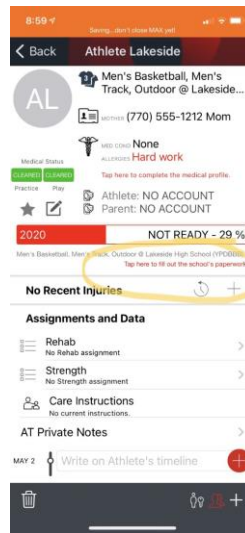
Once connected to your school, it will be approved by the AD or athletic trainer. While waiting on approval, you may proceed with the school documents and entering athlete information. Select My Info.



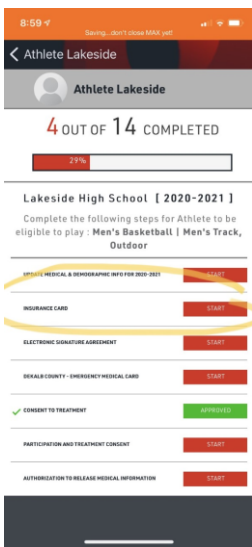
This will be the screen to enter athlete information and complete the required forms. Select the jersey and proceed to complete the required contact information. This will need to be complete before you can upload documents.



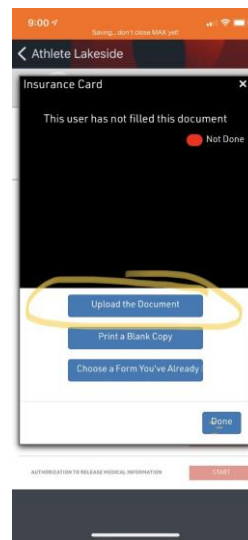
Once you have added contact information, select the red icons at the bottom of the screen. Here you fill out the medical history. The athletic trainer and coaches will have access to contact info and medical history. This is HIPAA compliant and info is not shared. Select done once complete.



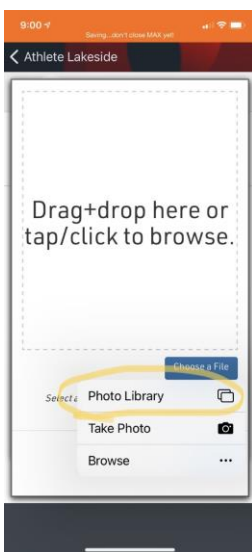
After you have completed medical history and contact information, you should return to this screen. Select Tap Here to Fill Out School Paperwork in red. Once all of the forms are complete the red bar will turn green and read 100%.



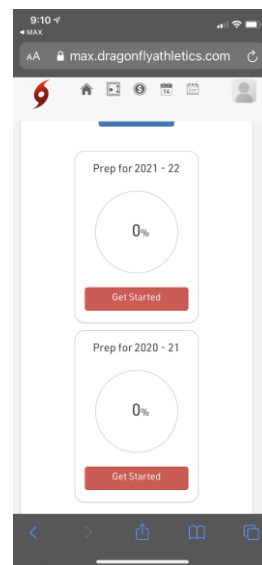
From this screen, tap on the red Start for each form. All of these forms are required by GHSA to be signed for participation. 11 of 14 forms only require an electronic signature. Please review forms, as these are the GA state policies for medical care. You will have an opportunity to upload the insurance card and sports physical from your photo library.



For the insurance card and Physical, select upload the document.



Select the Choose a File icon. You may take a picture or choose from your photo library. All pages of the physical must be uploaded.



For those that use a computer or laptop, follow the prompts to select the school. Once the account is created, scroll down until you see Get Started. Select the school year to electronically complete the forms. The list will appear as it does in the app screen.